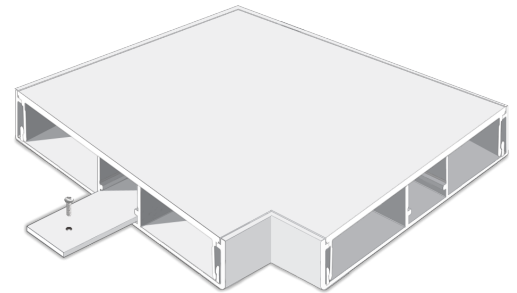
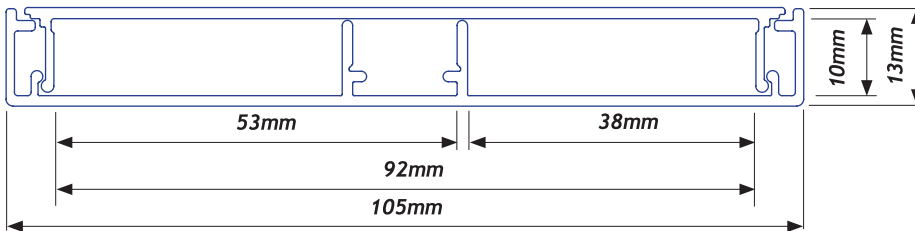


# 105 / 3 <sup>13MM</sup> FLOOR CHANNEL



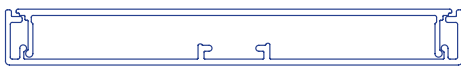
105.13.38



PROFILE LENGTHS	PART No.
3.0 metres Includes covers	105.13.383

## SINGLE & DOUBLE CHANNEL CONFIGURATIONS

105.13.18



105.13.28



## FINISHING PRODUCTS\*

JOINER	PART No.
--------	----------

Joiner PAIR  
Earthing Plates

105.13.381



ENDS	PART No.
------	----------

90 End Channel

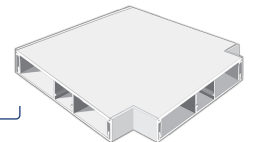
105.13.382



TEE JUNCTION	PART No.
--------------	----------

Tee Junction

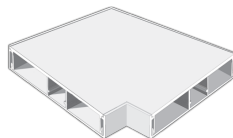
105.13.385



FLAT BEND**	PART No.
-------------	----------

Flat Bend

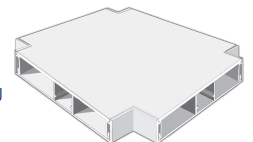
105.13.384



CROSS JUNCTION	PART No.
----------------	----------

4 Way Junction

105.13.386



**\*\*When using flat bends consideration must be given to the cross sectional diameter of the conductors chosen, in particular flat TPS cabling.**

Contact Interserv to discuss your needs.



\*IMAGES ARE NOT TO SCALE / PROPORTION

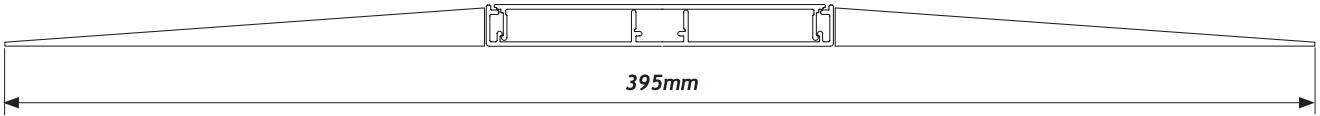
0800 828 914

15 Patiki Road, Avondale, Auckland, NZ

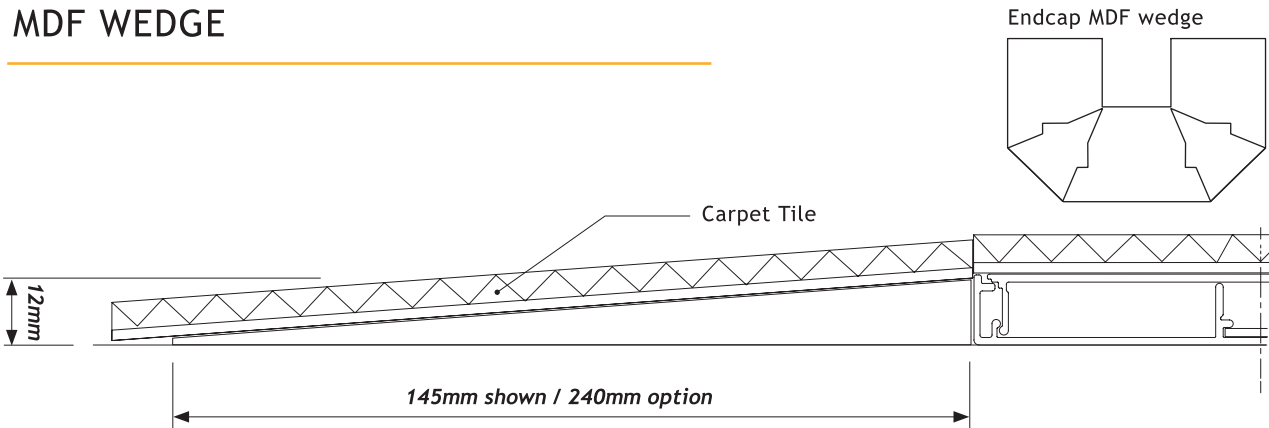
[www.interserv.co.nz](http://www.interserv.co.nz)

# INSTALLATION EXAMPLES

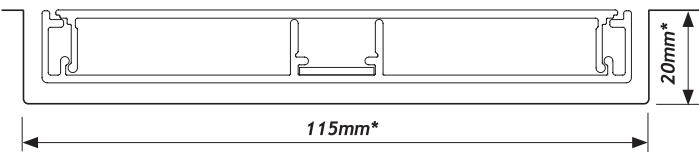
## ON FLOOR



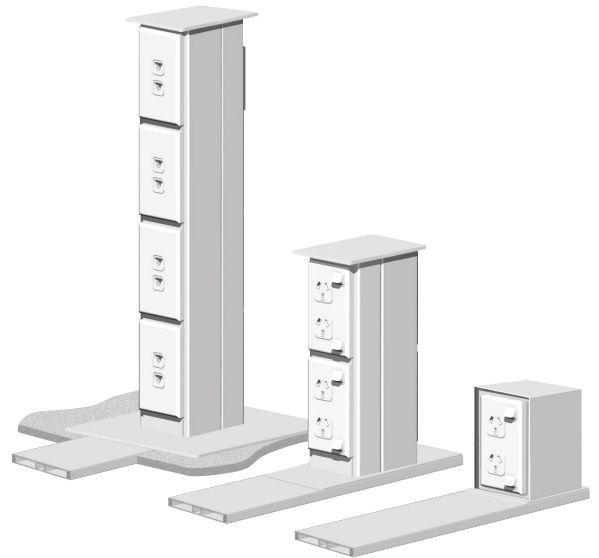
## MDF WEDGE



## RECESSED



\*Recess trench depth and width will be subject to accuracy of your channeling technique.



Sample of data and powerpoint configurations. Contact Interserv for your particular requirements.



\*IMAGES ARE NOT TO SCALE / PROPORTION

0800 828 914  
15 Patiki Road, Avondale, Auckland, NZ

[www.interserv.co.nz](http://www.interserv.co.nz)